

Scaled data based on original data using
LM-79-08 Approved Method: Electrical and Photometric Measurements of Solid-
State Lighting Products

Test Report Prepared for
Cooper Lighting Solutions
(formerly Eaton)

Brand: McGRAW-EDISON

Report Number: P200209

Luminaire Tested: **GWC-AF-01-LED-E1-T4FT-1200**

Issue Date: 3/3/2020

Test Information

Test Method: LM-79-08
Report Number: P200209
TEST IS SCALED FROM IESNA LM-79-08 TEST DATA (P24295)
Test Lab: INNOVATION CENTER P2
Issue Date: 3/3/2020
Manufacturer: COOPER LIGHTING SOLUTIONS (FORMERLY EATON)
Product Line: MCGRAW-EDISON
Catalog Number: GWC-AF-01-LED-E1-T4FT-1200
Description: GALLEON WALL LUMINAIRE
(1) 70 CRI, 4000K, 1200mA LIGHTSQUARE WITH 16 LEDS EACH AND TYPE IV FORWARD THROW OPTICS
Light Source: -
Ballast/Driver: ELECTRONIC DRIVER

Summary

Lumens per Lamp: N/A
Luminaire Lumens: 7177 lumens
Efficiency: N/A
Efficacy: 107.1 lumens/watt
Luminous Opening: Rectangular (W 0.5' x L: 0.5' x H: 0')
IES Classification: Type IV - Short - Non-Cutoff
BUG Rating: B1 - U0 - G2

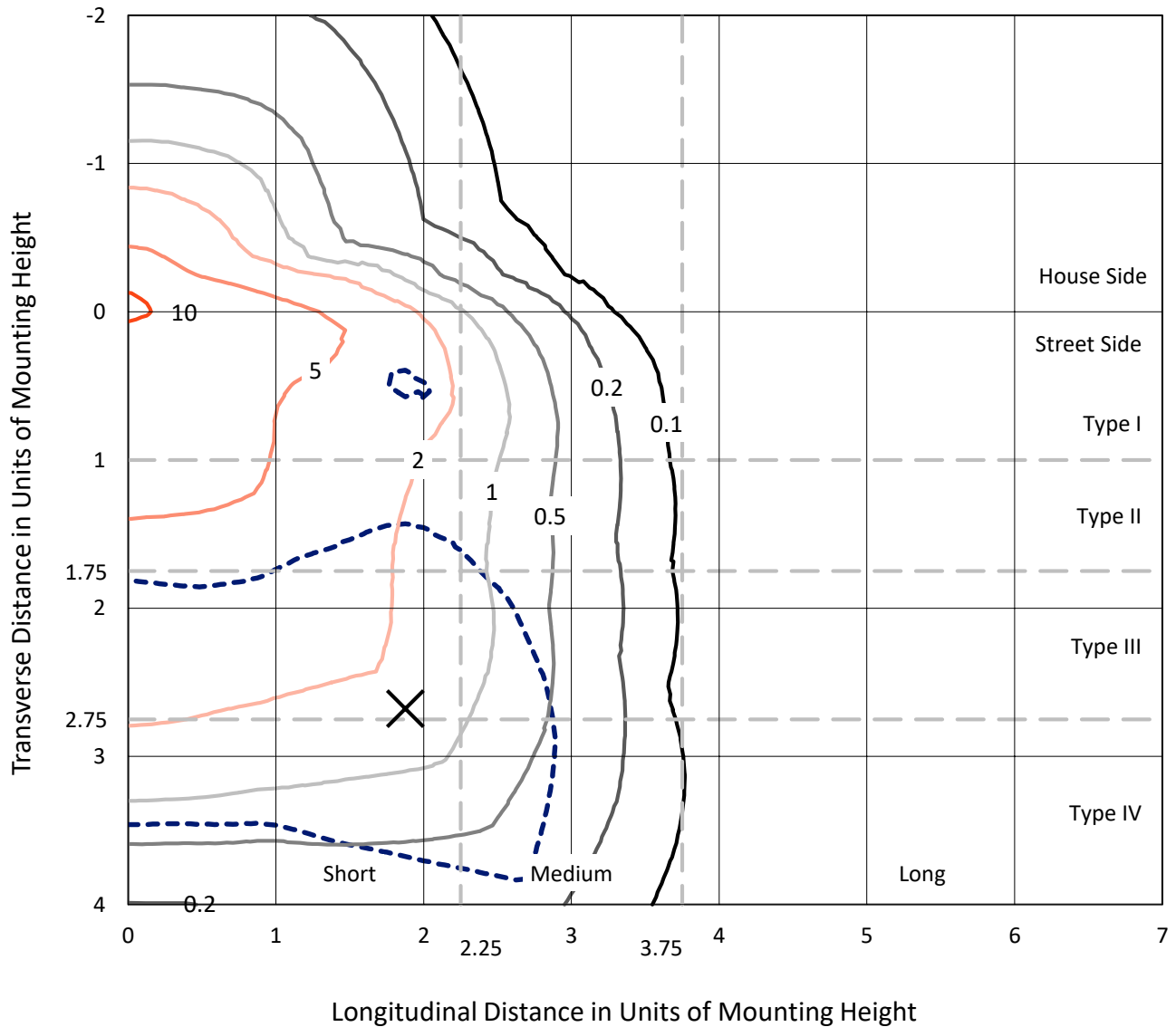
Input Watts (W): 67
Input Voltage (V): NR
Input Current (Ain): NR
Voltage Rise (V): NR
Power Factor: NR
Total Harmonic Distortion (THDi): NR
Frequency (hertz): 60
Stabilization Time: NR
Operation Time: NR
Ambient Temperature (°C): NR
Test Distance: 25 FT



REPORT NUMBER: P200209
 CATALOG NUMBER: GWC-AF-01-LED-E1-T4FT-1200

Iso-Footcandle Lines of Horizontal Illumination

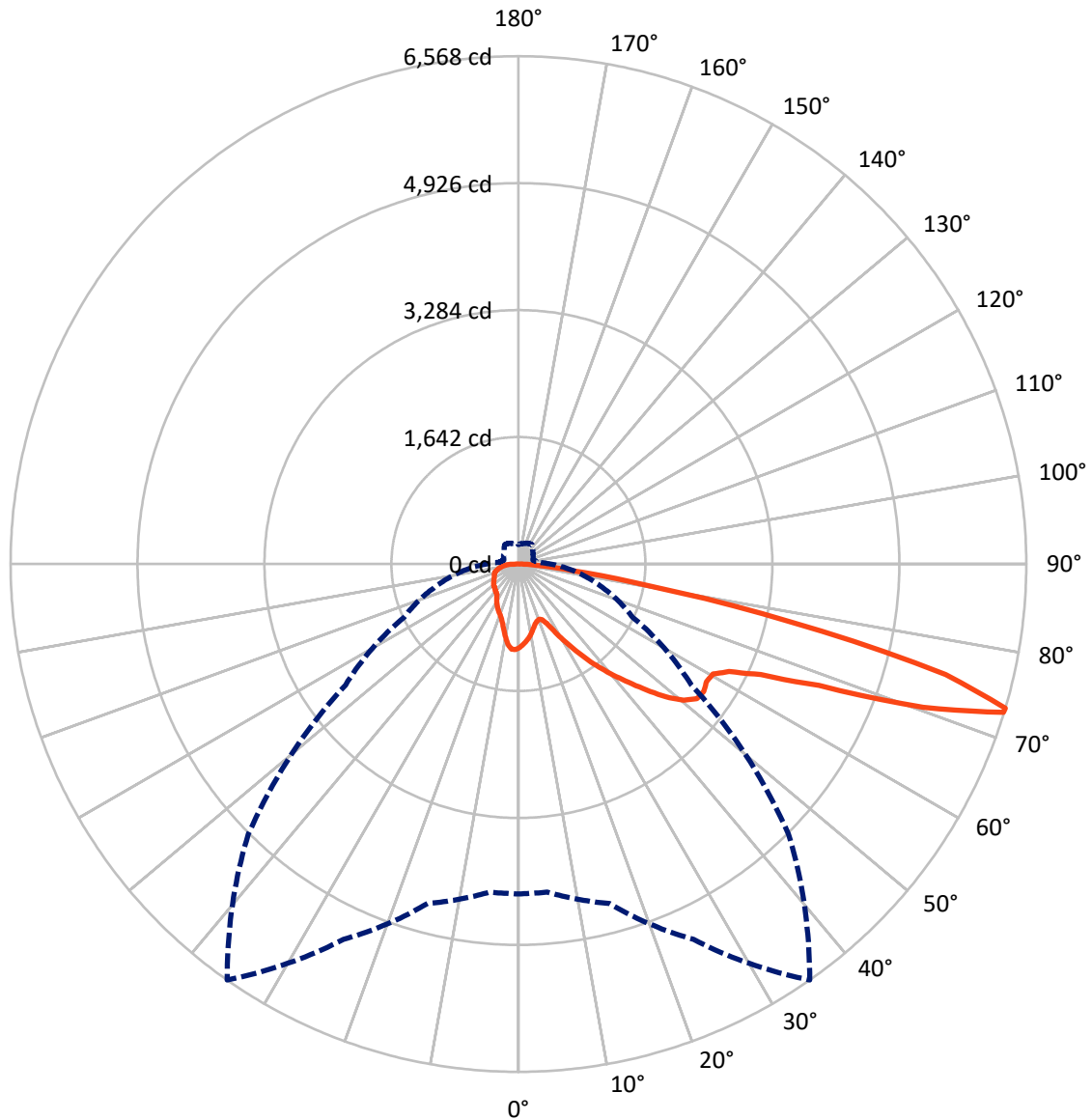
× Max cd
 - - - 1/2 Max cd



Based on 10 foot mounting height. Maximum calculated value = 10.8 fc
 Type IV - Short - Non-Cutoff

REPORT NUMBER: P200209
CATALOG NUMBER: GWC-AF-01-LED-E1-T4FT-1200

Luminous Intensity Polar Plot



— Vertical Plane Through 35-Deg Lateral - - - Horizontal Cone Through 73-Deg Vertical

REPORT NUMBER: P200209

CATALOG NUMBER: GWC-AF-01-LED-E1-T4FT-1200

FLUX DISTRIBUTION:

		Downward	Upward	Total
House Side	Lumens	1368.8	0.0	1368.8
	% Fixture	19.1	0.0	19.1
Street Side	Lumens	5808.2	0.0	5808.2
	% Fixture	80.9	0.0	80.9
Total	Lumens	7177.0	0.0	7177.0
	% Fixture	100.0	0.0	100.0

Coefficient of Utilization

ZONAL LUMENS:

Zone	Lumens	% Fixture
0°-10°	98.1	1.4
10°-20°	244.7	3.4
20°-30°	395.7	5.5
30°-40°	663.5	9.2
40°-50°	1022.7	14.3
50°-60°	1372.1	19.1
60°-70°	1828.0	25.5
70°-80°	1394.2	19.4
80°-90°	158.0	2.2
90°-100°	0.0	0.0
100°-110°	0.0	0.0
110°-120°	0.0	0.0
120°-130°	0.0	0.0
130°-140°	0.0	0.0
140°-150°	0.0	0.0
150°-160°	0.0	0.0
160°-170°	0.0	0.0
170°-180°	0.0	0.0
0°-90°	7177.0	100.0
0°-180°	7177.0	100.0



REPORT NUMBER: P200209

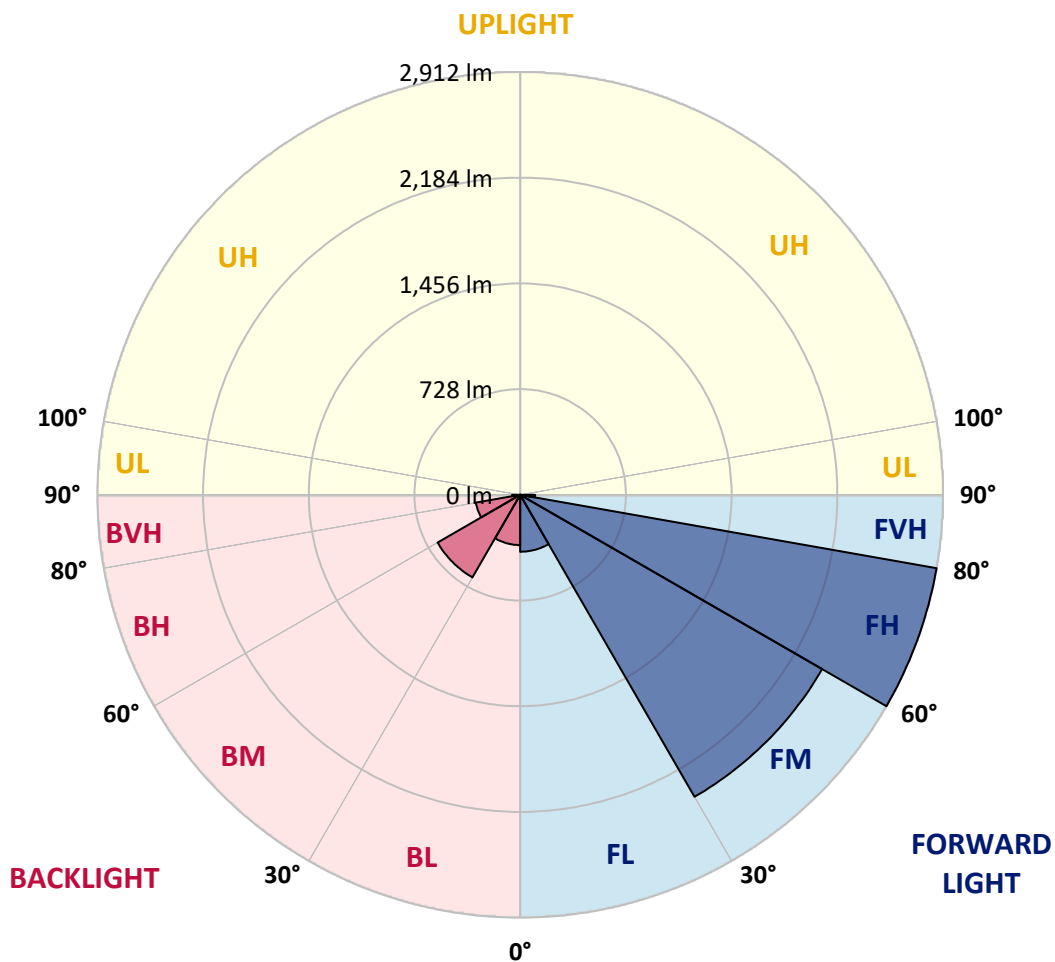
CATALOG NUMBER: GWC-AF-01-LED-E1-T4FT-1200

LUMINAIRE CLASSIFICATION SYSTEM LUMEN TABLE AND BUG RATING:

Zone		Lumens	% Fixture	Zone Rating/Lumen Limit		
				B	U	G
FL	(0°-30°)	392.1	5.5			
FM	(30°-60°)	2401.5	33.5			
FH	(60°-80°)	2912.4	40.6			G2/5000
FVH	(80°-90°)	102.1	1.4			G2/225
BL	(0°-30°)	346.4	4.8	B1/500		
BM	(30°-60°)	656.9	9.2	B1/1000		
BH	(60°-80°)	309.7	4.3	B1/500		G1/500
BVH	(80°-90°)	55.9	0.8			G1/100
UL	(90°-100°)	0.0	0.0		U0/0	
UH	(100°-180°)	0.0	0.0		U0/0	

BUG Rating: B1-U0-G2

Type IV Short





REPORT NUMBER: P200209

CATALOG NUMBER: GWC-AF-01-LED-E1-T4FT-1200

CANDELA DISTRIBUTION (FULL):

	0°	5°	15°	25°	35°	45°	55°	65°	75°	85°	90°
0°	1083.2	1083.2	1083.2	1083.2	1083.2	1083.2	1083.2	1083.2	1083.2	1083.2	1083.2
2.5°	1040.5	1042.6	1040.1	1043.2	1048.4	1053.9	1057.7	1063.3	1069.5	1078.1	1080.1
5°	991.5	994.6	994.6	1000.1	1010.2	1019.2	1027.5	1036.4	1049.4	1064.3	1070.1
7.5°	937.8	939.5	942.6	950.9	965.4	978.1	989.8	1004.3	1022.2	1041.9	1052.2
10°	873.0	875.4	880.2	891.9	911.6	929.1	946.0	966.1	988.8	1013.2	1026.3
12.5°	827.2	826.4	828.6	837.2	854.4	875.7	900.2	925.8	953.7	982.2	998.1
15°	811.6	807.8	799.9	797.9	807.2	828.6	856.8	888.1	921.6	956.0	975.7
17.5°	821.3	814.8	793.0	777.1	775.8	792.0	821.9	857.1	895.7	937.8	962.3
20°	882.0	866.4	813.0	776.1	763.4	771.3	797.5	834.7	880.2	936.1	967.4
22.5°	1027.0	1004.3	890.9	822.4	779.3	769.6	789.2	828.9	882.0	957.5	997.4
25°	1238.3	1206.0	1024.7	937.4	848.5	797.2	801.7	842.3	906.4	1007.1	1055.3
27.5°	1405.1	1384.2	1199.4	1099.8	974.7	871.7	842.0	876.1	956.4	1088.4	1137.7
30°	1504.4	1491.7	1386.2	1283.8	1135.6	990.2	919.2	939.5	1034.6	1201.1	1241.8
32.5°	1619.5	1612.0	1560.2	1466.1	1309.4	1146.0	1041.6	1034.3	1139.4	1336.6	1355.2
35°	1738.7	1736.4	1706.0	1638.5	1495.8	1351.4	1203.9	1154.9	1253.5	1477.1	1465.5
37.5°	1849.7	1845.6	1828.0	1788.7	1690.8	1572.0	1369.3	1278.7	1376.5	1611.6	1559.6
40°	2054.1	2021.8	1961.4	1931.7	1888.0	1757.7	1500.6	1394.1	1504.0	1739.8	1640.9
42.5°	2303.3	2250.6	2138.2	2097.6	2091.3	1904.2	1590.2	1506.1	1632.6	1867.0	1720.8
45°	2499.4	2449.8	2352.9	2301.5	2324.3	2036.9	1680.2	1625.7	1765.0	2000.4	1803.3
47.5°	2708.6	2630.7	2502.5	2518.0	2567.6	2162.3	1771.9	1754.3	1910.1	2149.6	1905.6
50°	2716.1	2656.6	2600.3	2693.1	2770.3	2277.8	1886.6	1889.0	2087.5	2337.4	2041.7
52.5°	2558.7	2545.9	2635.2	2781.0	2892.3	2369.2	2017.3	2028.3	2314.6	2553.2	2191.3
55°	2503.6	2489.0	2592.2	2750.3	2908.9	2444.6	2158.9	2178.9	2589.4	2780.7	2337.0
57.5°	2638.0	2605.9	2612.8	2735.9	2868.6	2527.3	2313.3	2353.6	2887.8	2979.5	2430.8
60°	3013.6	2945.1	2814.8	2811.7	2890.2	2651.4	2491.8	2541.1	3198.1	3074.6	2394.3
62.5°	3540.6	3472.0	3228.0	3069.2	3057.4	2856.1	2711.0	2724.1	3377.3	2945.7	2171.3
65°	4111.0	4049.7	3777.0	3552.6	3444.5	3195.3	2965.7	2805.7	3318.7	2591.0	1781.2
67.5°	4803.4	4737.6	4503.2	4296.1	4192.0	3742.6	3144.6	2727.6	2946.7	2007.2	1280.3
70°	5287.6	5220.4	5128.1	5295.9	5550.6	4532.2	3167.7	2409.5	2201.0	1334.1	770.6
72.5°	4655.9	4624.6	4793.0	5499.9	6560.8	5011.2	2863.3	1754.3	1278.3	708.3	446.0
73°	4265.7	4258.9	4546.3	5356.9	6568.0	4937.5	2729.9	1630.6	1096.3	626.6	407.7
75°	1926.2	1981.8	2611.8	4091.7	5706.3	4068.6	1921.4	935.4	619.3	432.9	307.8
77.5°	462.9	482.1	817.1	1943.1	3603.7	2424.6	870.6	462.5	396.0	305.7	224.7
80°	197.1	203.7	314.7	717.9	1696.7	976.4	401.2	309.9	273.9	213.4	157.5
82.5°	109.6	116.5	178.5	325.7	684.9	333.0	244.7	215.7	180.2	128.6	102.4
85°	62.0	65.9	104.4	182.0	290.2	133.7	146.5	143.4	101.7	66.2	50.3
87.5°	29.3	31.7	50.3	84.4	113.8	52.4	74.5	82.0	63.7	40.3	26.2
90°	0.0	0.0	0.0	0.0	0.0	0.0	0.0	0.0	0.0	0.0	0.0



REPORT NUMBER: P200209

CATALOG NUMBER: GWC-AF-01-LED-E1-T4FT-1200

CANDELA DISTRIBUTION (continued):

	95°	105°	115°	125°	135°	145°	155°	165°	175°	180°
0°	1083.2	1083.2	1083.2	1083.2	1083.2	1083.2	1083.2	1083.2	1083.2	1083.2
2.5°	1082.6	1088.7	1096.0	1099.8	1103.3	1107.3	1111.5	1111.5	1112.2	1112.6
5°	1074.9	1087.7	1099.1	1103.9	1105.0	1105.0	1103.9	1098.4	1093.5	1095.7
7.5°	1059.1	1077.7	1087.4	1085.7	1072.6	1057.4	1044.6	1029.1	1021.2	1019.8
10°	1036.4	1057.7	1059.5	1042.2	1009.9	977.4	950.5	924.3	912.0	908.9
12.5°	1011.2	1030.8	1019.8	984.3	932.3	885.1	850.9	824.4	812.7	809.6
15°	990.8	1004.3	976.4	920.6	855.1	805.1	776.8	757.2	748.9	746.5
17.5°	980.2	983.0	931.9	856.4	786.9	745.1	727.5	718.2	715.1	713.4
20°	985.3	966.1	889.6	796.9	731.0	701.7	697.6	695.2	694.5	693.5
22.5°	1011.2	960.9	850.6	740.3	682.1	669.3	672.8	672.4	671.8	671.1
25°	1057.4	965.4	812.7	686.5	641.1	638.3	644.5	644.5	641.7	641.7
27.5°	1118.4	974.7	770.3	635.6	603.8	604.2	609.0	607.6	604.6	602.4
30°	1192.9	980.5	720.7	589.7	569.1	567.6	569.1	563.1	553.8	553.2
32.5°	1269.0	973.3	663.1	549.0	532.1	529.1	528.0	519.8	509.0	506.0
35°	1337.9	946.7	604.6	516.6	496.9	490.1	494.9	492.1	482.5	480.1
37.5°	1388.2	897.4	551.8	488.0	471.8	470.1	473.2	474.2	462.9	460.4
40°	1422.0	830.6	506.7	463.9	467.0	460.4	450.1	442.8	439.5	438.4
42.5°	1449.2	761.0	468.7	452.6	468.0	449.1	426.7	414.9	421.1	423.9
45°	1480.6	693.0	437.0	438.4	462.9	436.0	410.5	399.2	401.5	402.2
47.5°	1523.7	610.4	402.9	415.6	445.6	427.0	400.5	384.3	372.9	367.8
50°	1583.3	512.5	367.4	390.2	428.7	420.4	384.9	367.8	346.7	341.9
52.5°	1624.7	421.1	338.1	368.8	413.6	407.3	372.6	350.2	328.1	324.0
55°	1602.2	349.8	312.6	345.0	393.6	391.2	362.2	332.3	315.0	311.6
57.5°	1490.2	304.6	293.0	322.6	369.1	377.4	348.4	317.1	304.6	302.3
60°	1276.5	276.4	280.6	307.4	349.1	363.6	334.6	308.8	300.5	298.8
62.5°	990.5	257.5	271.3	296.3	333.6	353.9	327.0	307.8	304.6	302.6
65°	709.6	242.3	261.3	285.4	319.5	345.0	324.3	306.4	307.1	305.4
67.5°	482.1	228.8	249.2	272.9	305.7	337.1	320.5	301.6	310.2	308.1
70°	337.4	215.7	235.1	257.1	288.5	326.0	313.6	294.3	293.7	285.4
72.5°	263.3	198.6	215.7	235.1	266.4	310.6	299.8	278.1	266.8	258.2
73°	251.2	194.4	210.9	230.3	261.6	306.8	296.0	273.6	260.9	253.0
75°	207.9	176.5	191.6	208.9	240.9	288.8	277.4	253.3	237.1	232.3
77.5°	163.4	151.0	165.4	181.0	212.3	262.6	249.9	226.8	217.8	213.7
80°	121.0	125.1	137.9	151.6	184.0	234.7	223.3	200.2	240.2	230.3
82.5°	85.1	94.8	106.5	118.9	154.4	207.5	193.6	169.9	175.7	146.2
85°	50.3	62.0	73.0	83.8	111.3	172.0	159.9	135.4	111.0	105.8
87.5°	29.3	34.5	37.5	48.6	76.5	129.6	112.7	100.2	57.6	39.0
90°	0.0	0.0	0.0	0.0	0.0	0.0	0.0	0.0	0.0	0.0

(END OF REPORT)